
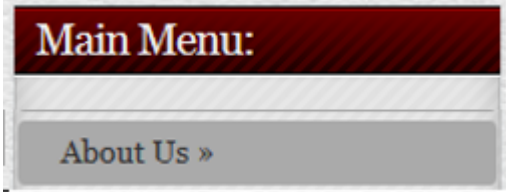
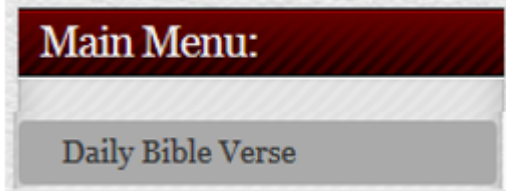
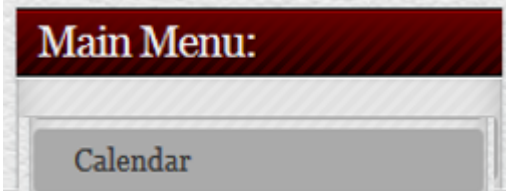
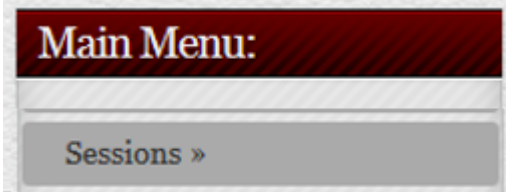
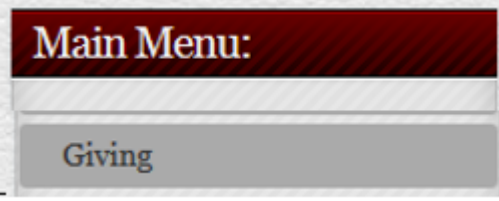

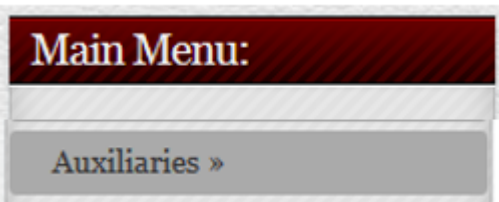
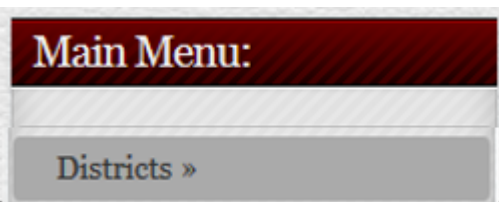
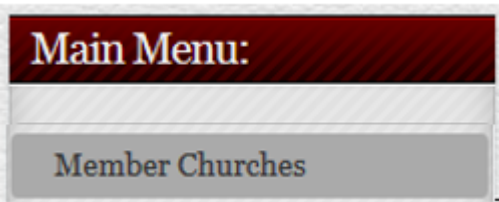
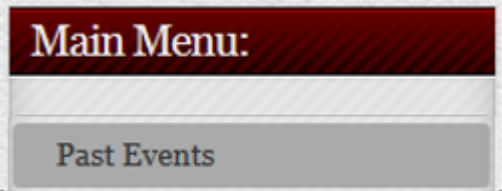

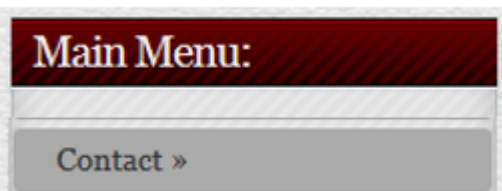


How to navigate the OBGC Web Site

Instructions: The following instructions will allow you to navigate the web pages on the OBGC site:

Number	Left Navigation Bar Links	Information
<p style="text-align: center;">1 Home Page</p>		<p>Clicking the Home screen link will take you to the OBGC Web Site Home Page</p>
<p style="text-align: center;">2 About Us</p>		<p>Place your mouse pointer over the 'About Us' link will display the 'OBGC History', 'Constitution' and 'By Laws' page links. Clicking on the desired link will display the page.</p>
<p style="text-align: center;">3 Daily Bible Verse</p>		<p>Clicking the 'Daily Bible Verse' link will display a new Bible Verse each day. This can be used for daily study and meditation.</p>
<p style="text-align: center;">4 Event/Activities Calendar</p>		<p>Clicking on the 'Calendar' link will display past, current and upcoming events for the OBGC. Event E-Mail from this Calendar will be sent to Parent Body Officers. Parent Body President will need to submit request to have information listed on Calendar.</p>
<p style="text-align: center;">5 OBGC Sessions</p>		<p>Place your mouse pointer over the 'Sessions' link will display the 'Annual Session', 'Adjourned Session' and 'Mid Year' Session' page links. Clicking on the desired link will display the page.</p>
<p style="text-align: center;">6 Giving</p>		<p>'Giving' link –Work in Progress</p>

		
<p>7 Our President</p>		<p>Clicking on the 'Our President' link will give a brief bio of the OBGC State President.</p>
<p>8 Auxiliaries</p>		<p>Place your mouse pointer over the 'Parent Body' link will display the 'Christian Education', 'Women', 'Laymen' and 'Youth and Young Adults' page links. Clicking on the desired link will display the page.</p> <p>OBGC Summer Youth Retreat To view this page place your cursor over the 'Young and Young Adults' as listed above then click the 'Summer Youth Retreat' link to display this page.</p>
<p>9 Districts</p>		<p>Place your mouse pointer over the 'Districts' link will display the 'Eastern', 'Northern', 'Northwestern', 'Providence' and 'Western' page links. Clicking on the desired link will display the page and give information on each district.</p>
<p>10 Member Churches</p>		<p>'Member Churches' link – Work in Progress</p>
<p>11</p>		<p>'Past Events' link – Work in Progress</p>

<p>Past Events</p>	 <p>The screenshot shows a dark red header with the text 'Main Menu:' in white. Below it is a light grey bar with the text 'Past Events' in dark grey.</p>	<p>Progress</p>
<p>12 Forms, Registrations and Guides</p>	 <p>The screenshot shows a dark red header with the text 'Main Menu:' in white. Below it is a light grey bar with the text 'Forms, Registrations & Guides' in dark grey.</p>	<p>Clicking on the 'Forms, Registrations & Guides' link will allow you to view and download Parent Body Forms, Registrations and Guides.</p> <p>Current Information:</p> <ul style="list-style-type: none"> - Church Registration Form - Young David's Information
<p>13 Contact Us</p>	 <p>The screenshot shows a dark red header with the text 'Main Menu:' in white. Below it is a light grey bar with the text 'Contact »' in dark grey.</p>	<p>Clicking on the 'Contact Us' link will give information on how to Contact the OBG Parent Body and Auxiliaries.</p>